



KX1W Stormtech




Stormtech Ladies Nautilus Performance Shell Jacket

Sizes: **S - XXL**

Material: **Polyester pongee outer.**

Features

- Mesh lining.
- Showerproof 600mm and breathable 1000g.
- PFC-free DWR showerproof finish.
- Concealed adjustable hood.
- Full length zip with chin guard and inner zip guard.
- Reflective detail on shoulder seams.
- Mesh lined back vent.
- Two front zip pockets.
- Tear release adjustable cuffs.
- Drawcord hem.
- Branding on zip pulls and right hem.
- Packs/zips into front pocket.

| | | |
|---|--|--|
|  Black |  Navy |  Bright Red |
|---|--|--|

Size conversions

| | S | M | L | XL | XXL |
|-----------------|----------|----------|----------|-----------|------------|
| Size: | S | M | L | XL | XXL |
| Chest (to fit): | 32/35 | 35/38 | 38/41 | 41/44 | 44/47 |

Product notices

Manufacturer code: **KX-1W**

Colour representation is only as accurate as the web design process allows.

Commodity Code: **62024010**